




Exceptional Beauty. Effortless Performance.

General Shale has spent nearly 100 years building communities, homes, and businesses throughout the U.S. and Canada. Our General Shale Brick products enable you to create unique designs through the use of texture, size, and colors ranging from classic reds to warm earth tones and unique pastels. All-natural clay brick has an exceptionally long life cycle, does not emit ozone-depleting substances, and can be manufactured virtually waste-free.

A solid foundation starts with General Shale products.





OLD BISCAYNE



PEARL RIVER KINGSIZE




PLUMFIELD KINGSIZE



SHILOH FALLS SELECT



SMOKY MOUNTAIN



STEEL



STONE MILL



SUGAR CREEK



VINTAGE PORT



WILLOWBROOK



WYNNEWOOD SELECT



CERTIFIED GOLD LEED

**Excellence for your project today
and the environment tomorrow.**

PLEASE NOTE: Photo samples are intended to represent general color range and texture.
Precise color fidelity is difficult to obtain in print. Brick selection should be made from product samples.