



WEATHERED WEST POINT

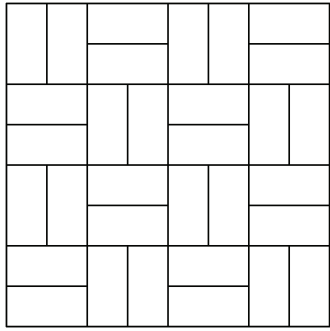
Marion, Virginia

www.GeneralShale.com


This photo sample is intended to represent general color range and texture. Precise color fidelity is difficult to obtain in print. Brick selection should be made from product samples.

CL-PSS 0415-0313

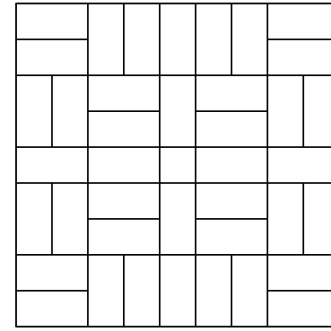
General Shale 
Outdoor Living Products



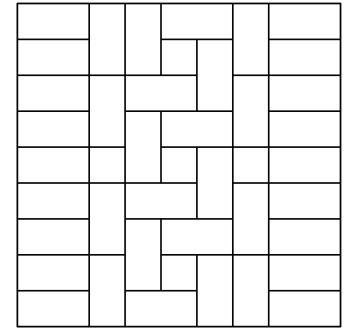
Henning Bond



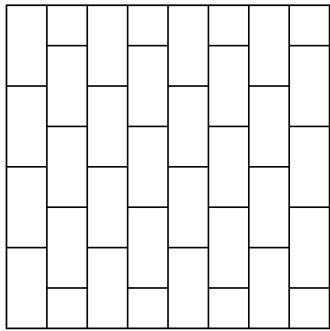
Grist Bond*



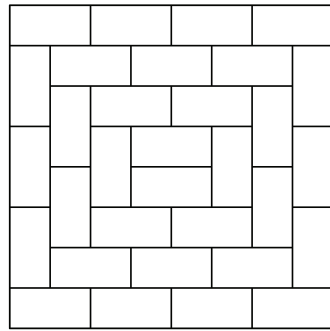
Garden Bond*



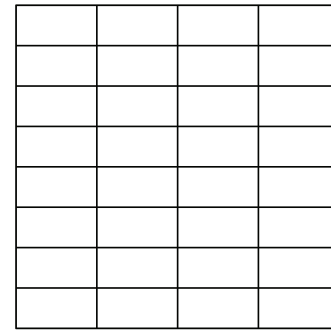
Hedge Bond*



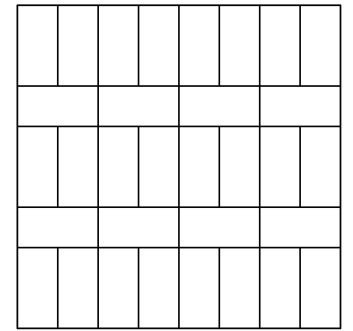
Flemish Bond



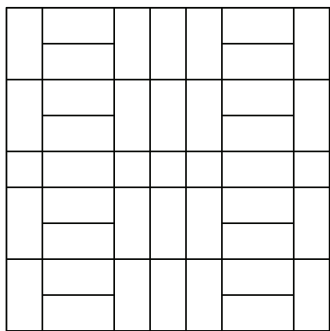
Aztec Bond



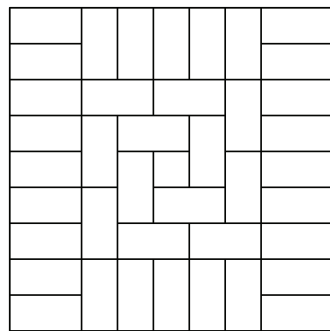
Stack Bond




Cabin Bond




Lake Bond*



Double Rose Bond*



Charleston Bond



Harbor Bond*

CLAY PAVER PATTERNS

www.GeneralShale.com

*These patterns are based on a 36" square. All others are based on a 32" square.