

SPRING CITY, TN / 6042

Most Popular Colors & Available Sizes

GeneralShale.com



Everest Gray Tudor | LWM, LWQ



Jefferson Wade Tudor | LWM, LWQ



Logan Canyon | LWK, LWQ



Magnolia Ridge | LWM, LWK, LWQ



Nottingham Tudor | LWM, LWQ



Rembrandt | LWM, LWQ



Old Louisville Tudor | LWM, LWQ



Olde Vienna | LWM, LWK, LWQ



Scottsdale | LWM, LWK, LWQ




Stonefield Tudor | LWM, LWQ



LIGHTWEIGHT QUEEN
(LWQ)

2-3/4" bed, 2-3/4" face, 7-5/8" length

The Queen Size provides the same face as Engineered Modular with a cost-effective reduced bed depth of 3".



LIGHTWEIGHT MODULAR
(LWM)

3-1/2" bed, 2-1/4" face, 7-5/8" length

Modular size is the most common in the industry. When laid with 3/8" mortar joints, it forms an 8" modular dimension.



LIGHTWEIGHT KING
(LWK)

2-3/4" bed, 2-3/4" face, 9-5/8" length






King size provides a very low installed wall cost because fewer bricks are required per square foot.



WHY BRICK IS BETTER

COMPARING THE SQ.FT. COST & BENEFITS OF EXTERIOR CLADDINGS



	Clay Brick				
					
SQ.FT COST*	Plastic Vinyl	Fiber Cement	Synthetic Stucco	Artificial Stone	Genuine Stone
CHATTANOOGA	\$2.54 [*]	\$6.52 ^{**}	\$6.67 [*]	\$14.93 [*]	\$20.38 ^{**}
KNOXVILLE	\$2.49 [*]	\$6.42 ^{**}	\$6.54 [*]	\$14.63 [*]	\$20.24 ^{**}
NASHVILLE	\$2.66 [*]	\$6.75 ^{**}	\$7.09 [*]	\$15.72 [*]	\$21.76 ^{**}

*Installed Cost for **2,266 SQ.FT. of wall area** by listed metro.
 **Includes added cost of \$1.56 / sq.ft. for paints & coatings if required in the field.

ATTRIBUTES

	Plastic Vinyl	Fiber Cement	Synthetic Stucco	Artificial Stone	Genuine Stone
PROS:	Very low initial cost; relatively easy to install.	Low initial cost; no special support needed to install.	Variety of color options; improved energy efficiency.	Variety of colors, shapes & sizes; improves energy efficiency.	Natural made; variety of color options; higher resale values.
CONS:	Very poor weathering; prone to wind, fire & moisture damage; poor energy efficiency & noise retention; regular maintenance; low sustainability; low resale values.	Unsightly seams may be visible; prone to wind, fire and moisture damage; likely to fade in 5-8 years from weathering requiring regular maintenance; low sustainability.	Prone to cracks, holes and even insect infestation; may have higher insurance premiums; requires continual maintenance; average sustainability.	High initial cost; complex to install; prone to moisture damage due to improper installation; likely to fade over time due to weathering; requires regular maintenance.	Very high initial cost; requires special trade skill to install or repair.

Naturally made; offers a wide range of color and texture options; high energy efficiency and noise retention; may have lower insurance premiums; no maintenance; high sustainability.

Moderate initial cost.



Queen Size Clay Brick

CHATTANOOGA, TN
\$7.38*Q/S

KNOXVILLE, TN
\$7.24*Q/S

NASHVILLE, TN
\$7.75*Q/S

*Listed pricing is for 2,266 sq.ft. of exterior wall space for a 2-story home including product and typical installation using queen size brick (Q/S) and is based on data by RSMMeans | The Gordian Group, Installed Cost of Residential Siding, Comparative Study; 2017.

**Listed pricing for genuine stone based on 2015 data.